



UNDERSTANDING
ESSENTIAL DIGITAL SKILLS

DAWN BUZZARD & NICK JEANS

ONLINE WEBINAR

TUESDAY SEPTEMBER 8TH 2020

01

WELCOME

SESSION OUTLINE

- **WELCOME, INTRODUCTIONS**
- **CONTEXT OF EDS**
- **EDS SKILLS**
- **ONLINE RESOURCES**
- **WHAT NEXT**

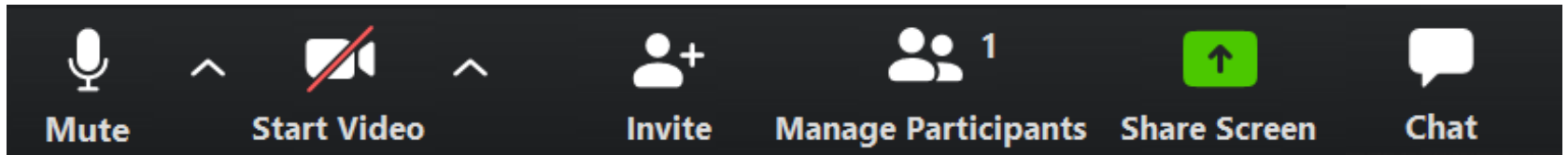
ESSENTIAL DIGITAL SKILLS: OBJECTIVES

You will have the knowledge and confidence to:

1. To access the Enhance DTP and register to use the EDS resources starting with the self assessment tool and moving on to progress through a module
2. Find and explore the community of practice
3. Identify next steps in relation to the CPD support programme for EDS

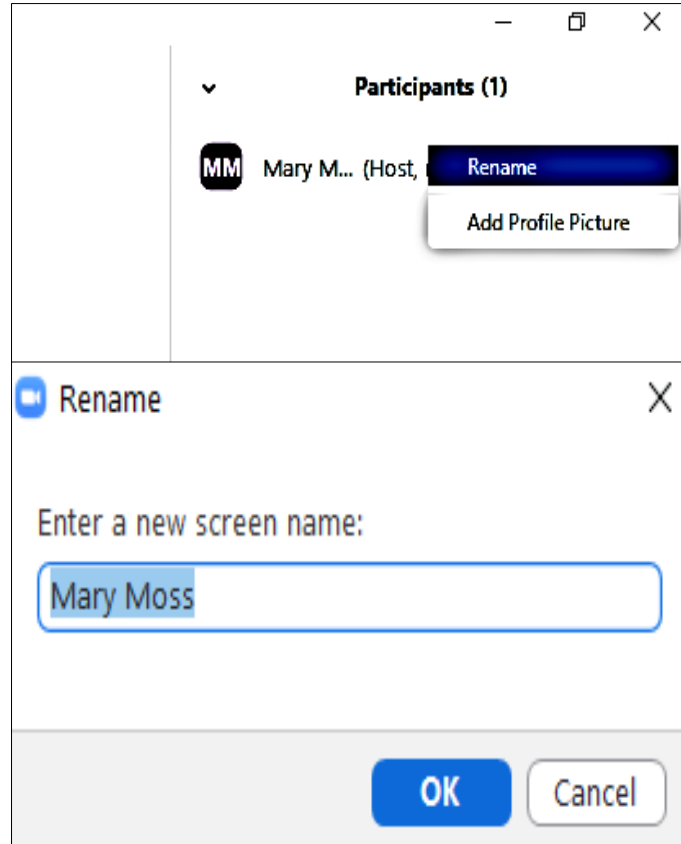
HOW TO PARTICIPATE IN THE WORKSHOP

- Some elements are interactive through our polling software, Mentimeter, there will be a link in the chat pane to use this
- Micro-phones muted to start with please
- Cameras on - switch off if you choose, it helps us present if we can see our audience
- Please raise questions, thoughts and ideas in the chat pane
- From the participants icon can reach additional buttons, 'Raise hand' and 'Reactions'



RENAME YOURSELF

Please make sure your full name is displayed, this helps us in the webinar.



TODAY'S FACILITATORS



Dawn Buzzard
Facilitator



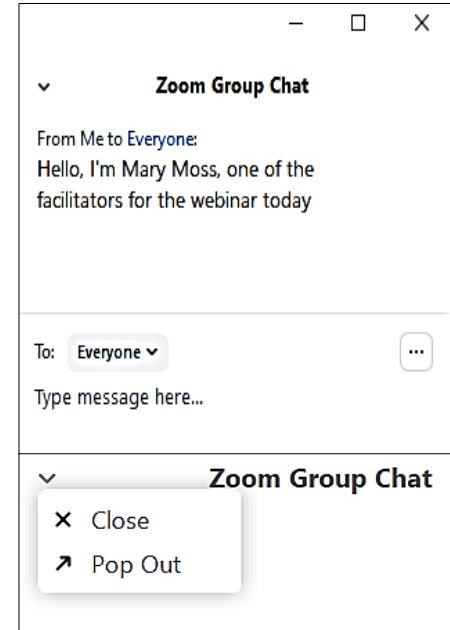
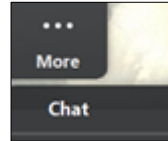
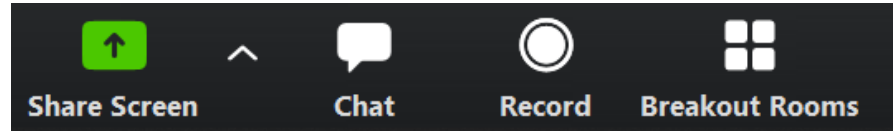
Nick Jeans
Facilitator

INTRODUCTIONS

Please introduce yourself in the chat pane, by telling us your connection to the PLA and your interest in essential digital skills.

If chat is not showing on your icon bar click three dots 'More' or Alt+H

You can also create chat as a 'pop out' to use throughout the workshop.



HOW CONFIDENT ARE YOU?

How confident are you about teaching or introducing
Essential Digital Skills?

Go to www.menti.com and use the code **22 92 98**

Please note this link we also be added to the chat pane where you can click on it.

Results of the poll are anonymous.

HOW CONFIDENT ARE YOU ABOUT EDS? - POLL RESULTS

02

**BACKGROUND TO
ESSENTIAL DIGITAL SKILLS**

CONTEXT 1

Three key points:

1. Clear awareness that digital skills and technologies must be harnessed for UK
 - The **UK Digital Strategy** (March 2017);
 - The **UK Industrial strategy – Building a Britain Fit for The Future**;
 - The **2020 Essential Digital Skills Entitlement**
2. Diversity and complexity of the vocational and training sector
 - Response to COVID-19

CONTEXT 2

3. Strategy to tackle the barriers to digital & the digital divide

**11.7
million**

21% adults do not have the essential digital skills they need for life

**17.1
million**

52% of working age adults do not have the essential digital skills they need for work

Read the [2020 Lloyds Bank UK Consumer Digital Index](#) report for full details

DFE REFORMS

1. New national standards for essential digital skills published in April 2019.
2. New digital skills offer for adults with no or low skills.
3. New digital entitlement from 2020 alongside existing entitlements for maths and English.



Awarding bodies are working with OfQual, and one has completed the [evaluation process](#)

03

**UNDERSTANDING
ESSENTIAL DIGITAL SKILLS**

SKILLS AREAS 2

There are 5 skills areas:

Using devices and handling information	Using devices, Finding and evaluating information, Managing and Storing information, Identifying and solving technical problems, Developing digital skills (L1)
Creating and editing	Creating and editing documents, Creating and editing digital media, Processing numerical data (L1)
Communicating	Communicating and sharing, Managing traceable activities online
Transacting	Using online services, Buying securely online
Being safe and responsible online	Protecting privacy, Protecting data, Being responsible online, Digital wellbeing

DELIVERY OF ESSENTIAL DIGITAL SKILLS: ISSUES AND CHALLENGES

Individual Activity

Please note in the chat box your initial thoughts on the challenges and issues that come immediately to mind that you anticipate in your workplace.

We will be using these to help us make our ongoing CPD programme more relevant



04

CPD RESOURCES

EDUCATION AND TRAINING FOUNDATION SUPPORT PACKAGE

<https://enhance.etfoundation.co.uk/eds>



ENHANCE
DIGITAL TEACHING
PLATFORM

Explore...



MY LEARNING ▾

CATEGORIES ▾

EDS ▾

EDTECH ▾



LOGIN

SIGNUP



EDTECH CPD FOR THE FE SECTOR

Featuring 100 bite-size EdTech training modules based on the Digital Teaching Professional Framework.

1. Interactive self-assessment tool

- Identify training needs
- Linked to the training modules
- Responsive to the differentiated skills gaps of practitioners

2. Online resources

- 20 short online learning modules
- Teaching exemplars
- Digital badges to recognise achievement

3. Online Workshops

- Understanding Essential Digital Skills
- Series of online events, panel discussions, skills meet-ups
- Train the Trainer and pathway specific events

4. Communities of Practice

- Peer/pathway/sector support
- Sustainability
- Ongoing share of practices

CPD TRAINING PROGRAMME 3

5. Multimedia Toolkit

- Guidance material
- Team meetings support and organisational guidance
- Infographics and flyer



UNDERSTANDING ESSENTIAL DIGITAL SKILLS PROGRAMME

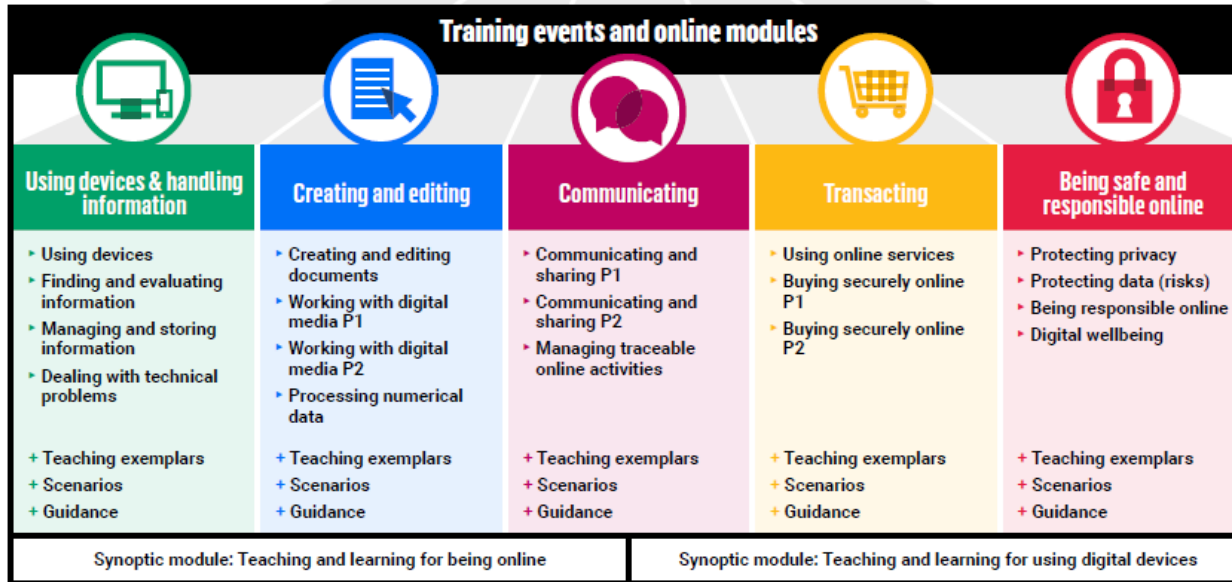
Essential Digital Skills

Professional development programme to support teachers and trainers

#EnhanceEDS



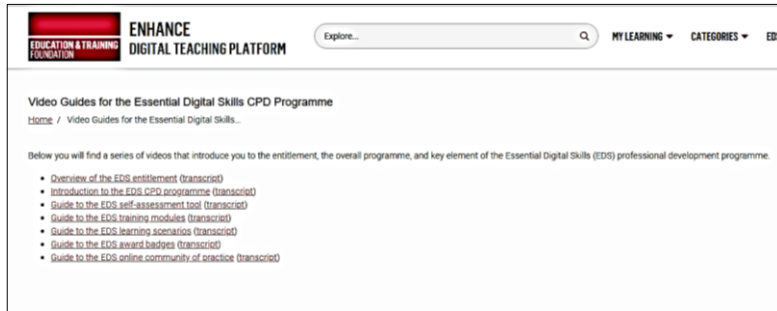
Self-assessment tool



Communities of practice

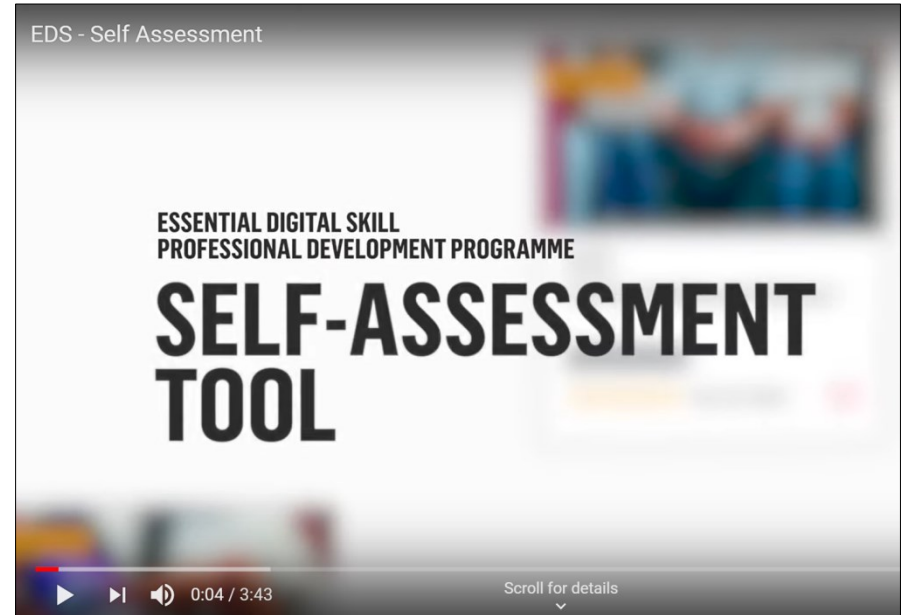
VIDEO GUIDES

- Video guides
- Introduce you to the entitlement, the overall programme, and key elements of the Essential Digital Skills (EDS) professional development programme



The screenshot shows the 'Enhance Digital Teaching Platform' website. The header includes the Education & Training Foundation logo, the text 'ENHANCE DIGITAL TEACHING PLATFORM', a search bar with 'Explore...' and a magnifying glass icon, and navigation links for 'MY LEARNING', 'CATEGORIES', and 'EDS'. The main content area is titled 'Video Guides for the Essential Digital Skills CPD Programme' and includes a breadcrumb trail 'Home / Video Guides for the Essential Digital Skills...'. Below this, a paragraph states: 'Below you will find a series of videos that introduce you to the entitlement, the overall programme, and key element of the Essential Digital Skills (EDS) professional development programme.' A list of seven video guides is provided, each with a link to a transcript:

- [Overview of the EDS entitlement \(transcript\)](#)
- [Introduction to the EDS CPD programme \(transcript\)](#)
- [Guide to the EDS self-assessment tool \(transcript\)](#)
- [Guide to the EDS training modules \(transcript\)](#)
- [Guide to the EDS learning scenarios \(transcript\)](#)
- [Guide to the EDS award badges \(transcript\)](#)
- [Guide to the EDS online community of practice \(transcript\)](#)

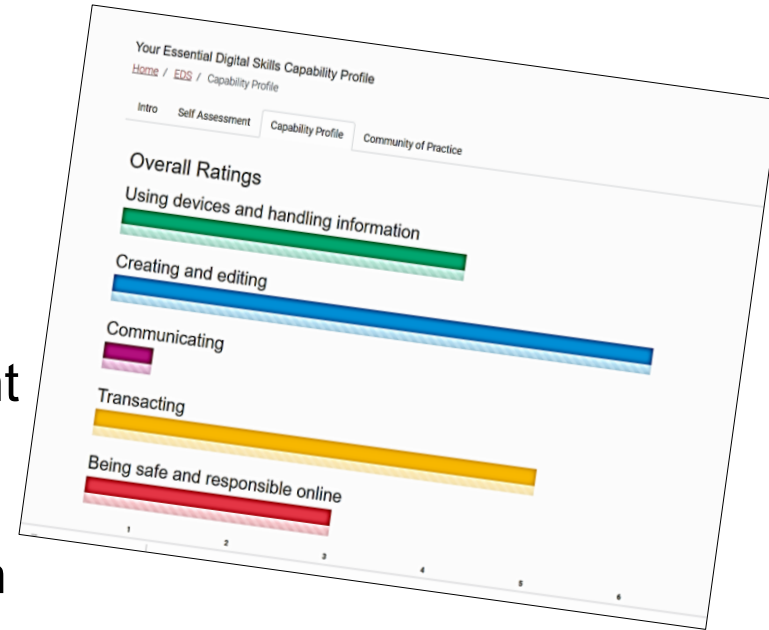


The screenshot shows a video player interface. The title 'EDS - Self Assessment' is at the top left. The main content area displays 'ESSENTIAL DIGITAL SKILL PROFESSIONAL DEVELOPMENT PROGRAMME' in a smaller font, followed by 'SELF-ASSESSMENT TOOL' in a large, bold, black font. The video player controls at the bottom include a play button, a progress bar showing '0:04 / 3:43', a volume icon, and a 'Scroll for details' link with a downward arrow.

INTERACTIVE SELF-ASSESSMENT TOOL

To start on your training, you will need to complete your self-assessment. This will:

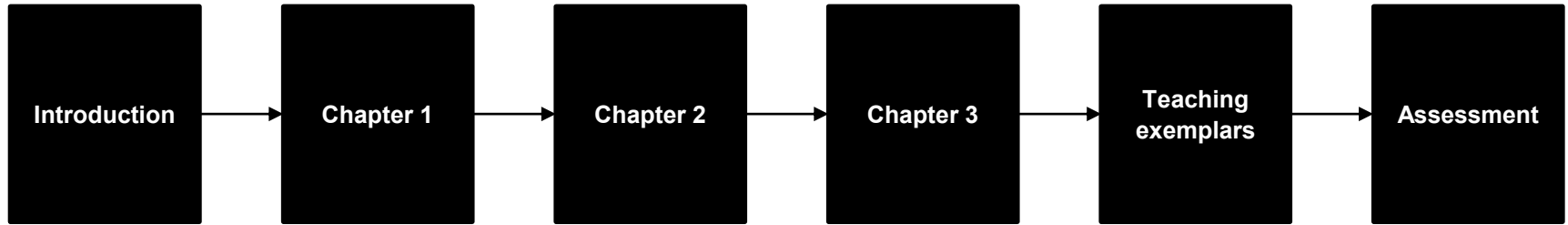
- Help you to reflect on your existing skills and experience
- Identify where you need additional training support
- Guide you to the online modules relevant to your training needs
- Provide you with an EDS capability profile, updated as you progress through the modules to show your professional development.



<https://enhance.etfoundation.co.uk/eds>

MODULES

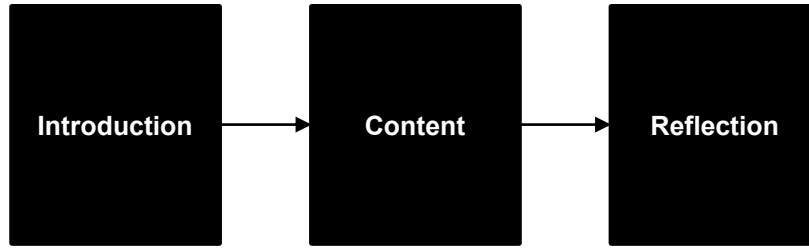
- 20 modules to cover the standards
- Each about 15 minutes long
- Each module with this format:



Introduction shows list of the chapters and overview: what you need to know to teach this area

MODULE DEVELOPMENT

- Each chapter follows this format:



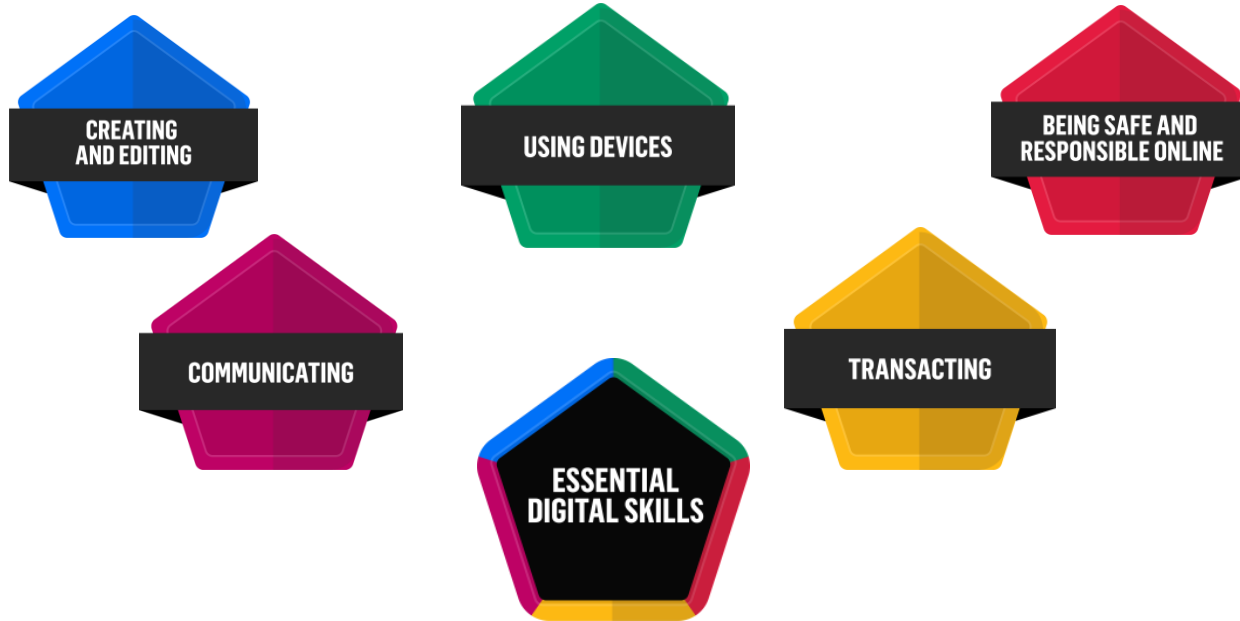
ASSESSMENT

- 8 questions
- Overall feedback to tell you how you did
- Each question gives feedback if answered incorrectly, pointing to the chapter you need to look back at
- 100% required in the test

When all the chapters and assessments are successfully completed, you get a digital badge.

BADGES

- Complete one of the 5 skill areas to get a badge
- Complete all 5 skill areas – get the full badge



05

SHARING IDEAS


“


“We believe peer-support is the best way for us to minimise workload duplication, avoid pitfalls and benefit from each other’s experience, skillset and knowledge – especially in relation to different learning contexts. We hope that practitioners will connect with each other to discuss, develop and share their pedagogic approaches to teaching Essential Digital Skills in these diverse contexts.”


VIKKI LIOGIER, NATIONAL HEAD OF EDTECH AND DIGITAL SKILLS, THE EDUCATION AND TRAINING FOUNDATION



EDS COMMUNITY OF PRACTICE

**ENHANCE**
DIGITAL TEACHING PLATFORM

Explore... 

MY LEARNING ▾ CATEGORIES ▾ EDS ▾ EDTECH ▾ 

EDS Community Of Practice ACTIONS ▾

[Home](#) / [EDS](#) / Community of Practice

Intro Self Assessment Capability Profile **Community of Practice**


[View our Guide to the Essential Digital Skills community of practice.](#), or [download our video transcript.](#)

The aim of this online Community of Practice is to provide peer support as you participate in the Essential Digital Skills professional development programme and prepare for delivering new qualifications.

It provides a space for follow up from the face-to-face training sessions and webinars, as well as a place for reflection and sharing once you have undertaken the self-assessment and started using the online training modules. We anticipate that a number of communities of practice will develop for different teaching contexts and that you will use the online community of practice for:


- Problem solving e.g. discussing what progress you have made back at base, any issues encountered and how you overcame them.
- Requests for information e.g. where can I find more information on being safe online?
- Sharing experience e.g. has anyone dealt with delivering online when poor connection?

Sticky Threads



Welcome to the EDS Community of Practice - Introduce yourself

Angela Sanders @ 29/01/2020 08:51

Views: 686 | Replies: 72 

UNWATCH

Latest:

Mary Moss @ 22/08/2020 08:20
Hi Alex, Welcome and thanks for...

Recently Added Resources

Recently added resources from the community.

- Essential Digital Skills Training material
Added by Angela Sanders on 12/03/2020
- Essential Digital Skills CPD programme infographic
Added by D B on 16/02/2020
- Online safety lesson.pdf

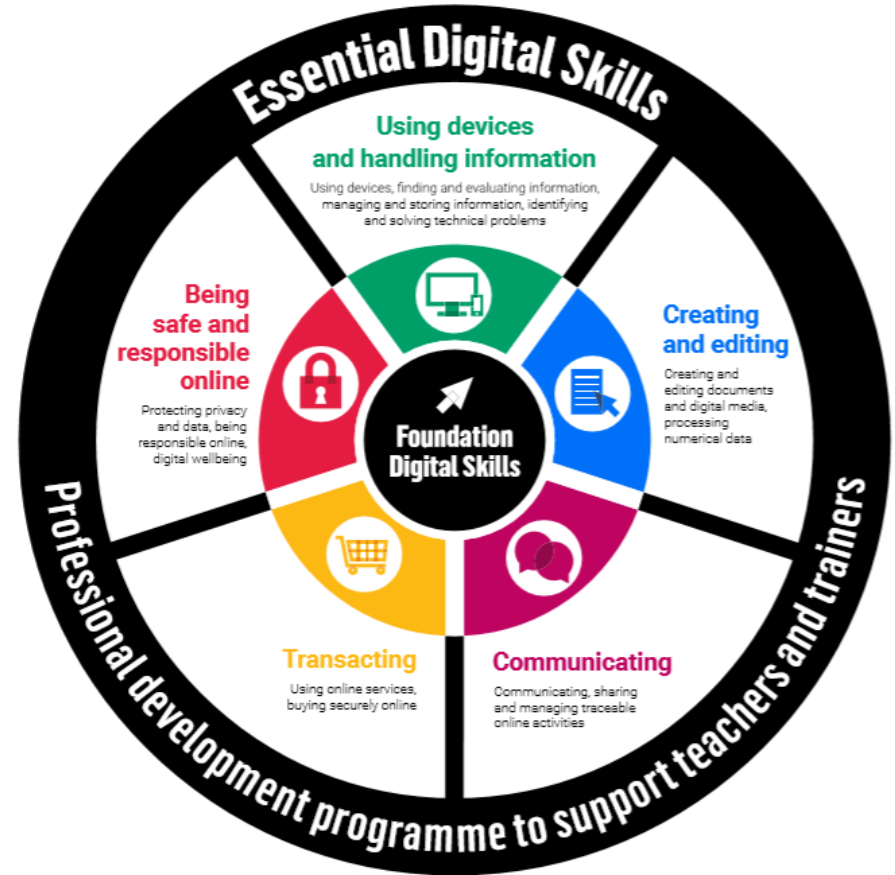
06

NEXT STEPS

NEXT STEPS

Online resources

- Register on Enhance
- Complete the self assessment
- Explore a module
- Visit and introduce yourself on the community of practice and contribute the offender learning thread



FORTHCOMING ONLINE EVENTS

- Understand Essential Digital Skills
- Training the trainers
- Pathway specific webinars - panel discussions (OL, ESOL, PLW, SEND)
- Let's Chat – skills sessions
- Pathway specific meetups
- Community of Practice Q/A sessions

See ETF Booking pages for dates and times

<https://booking.etfoundation.co.uk/course/search>

HOW CONFIDENT ARE YOU?

After today what is your next action with regards to essential Digital Skills

Go to www.menti.com and use the code **22 92 98**

Please note this link we also be added to the chat pane where you can click on it.

Results of the poll are anonymous.

DAWN BUZZARD

dbuzzard@yellowbricklearning.co.uk

NICK JEANS

nick.jeans@sero.co.uk

**THANK YOU
ANY QUESTIONS?**